

# Digital Degree Download Process

Step-1: Open <https://ignou.samarth.edu.in> and Click New Registration button

Indira Gandhi National Open University

ignou  
THE PEOPLE'S  
UNIVERSITY  
Student Portal

Sign In

Username

Enrolment Number

Password

Password

Captcha Verification ( Click on the text to change )

q, u, w, z, j, x

Login

Click on New Registration → New Registration Reset Password

<https://ignou.samarth.edu.in/index.php/studentlogin/registration/register>

Step-2 : Go to choose programme then select your programme, your Name along with your enrolment number then enter the captcha and submit.

Indira Gandhi National Open University

Instructions

- Students are advised to use their own mobile and email address details for registration of account.

Choose the Programme →

Student Registration Form

Select Programme

Name (as on ID card)

Enrolment Number

Select

- ACE : Appreciation Course on Environment (ODL)
- ACISE : ADVANCE CERTIFICATE IN INFORMATION SECURITY (ODL)
- ACPDM : ADVANCED CERTIFICATE IN POWER DISTRIBUTION MANAGEMENT (ODL)
- ACPSD : Appreciation Course on Population and Sustainable Development (ODL)
- APDF : Awareness Programme on Dairy Farming (ODL)

© Project Samarth

### Instructions

- Students are advised to use their own mobile and email address details for registration of account.

### Student Registration Form

Select Programme

Name (as on ID card)

Enrolment Number



Enter Captcha →

Click on the text to change

Submit

**Step-3: An OTP will be sent to your registered email id which you have provided at the time of registration. Enter the OTP and click submit.**

**Info!**  
Mail sent successfully to your registered email demo@example.com

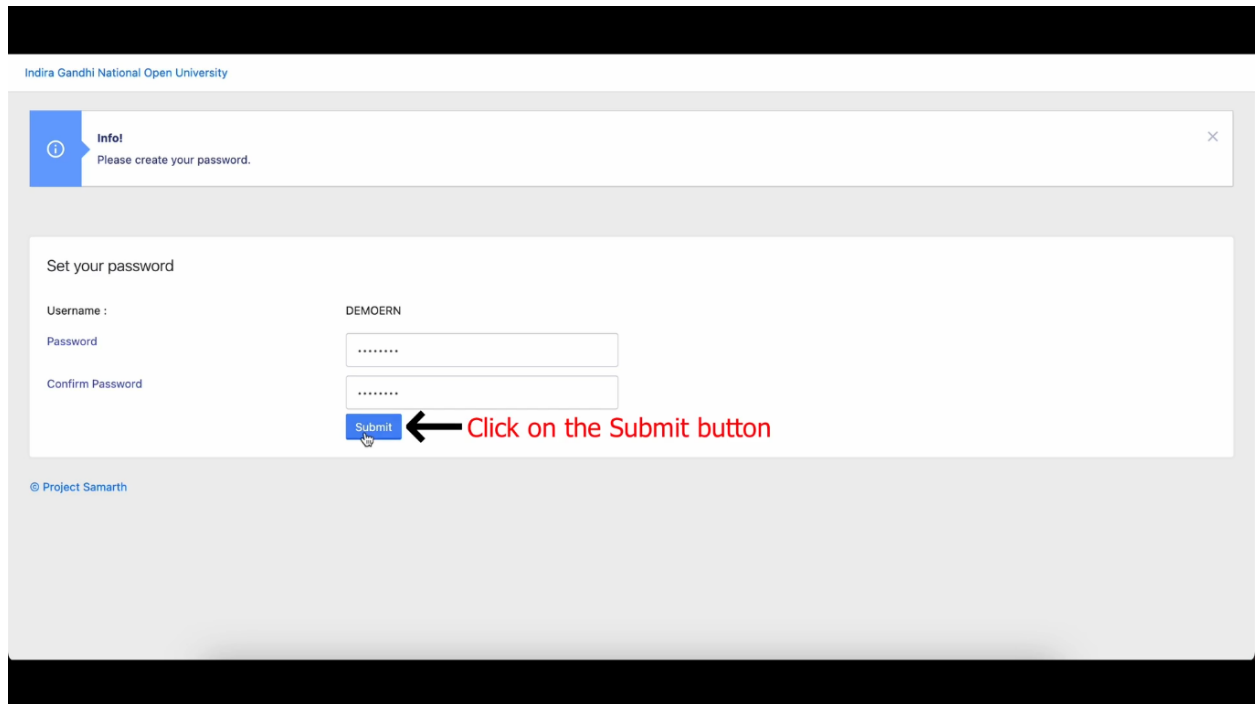
Enter the one time password (OTP) sent to your email/mobile.

Enter the one time password (OTP) sent to your email/mobile

Submit

← Click on the Submit Button

**Step-04: You will be asked to create your password, so please create your new password and remember the same for future use (also remember your username).**



Indira Gandhi National Open University

Info! Please create your password.

Set your password

Username : DEMOERN

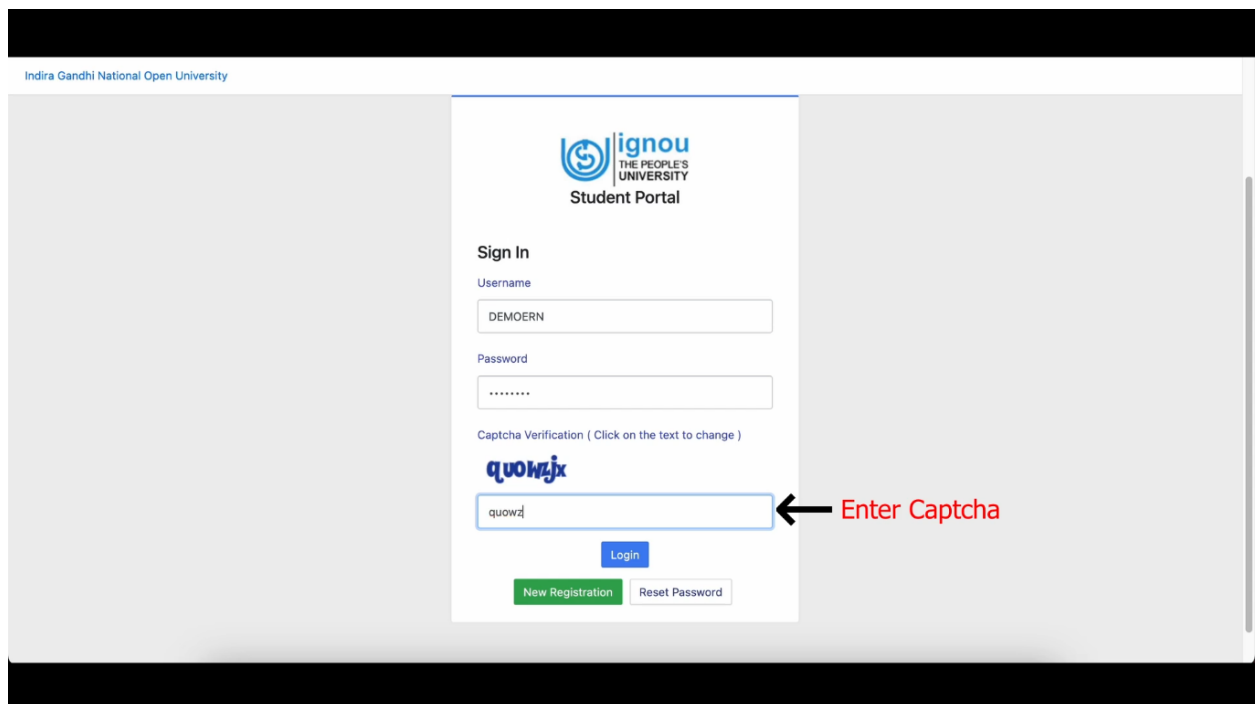
Password

Confirm Password


← Click on the Submit button

© Project Samarth

**Step-05: Again go to <https://ignou.samarth.edu.in> and login with credentials.**



Indira Gandhi National Open University


 ignou  
THE PEOPLE'S UNIVERSITY  
Student Portal

Sign In

Username

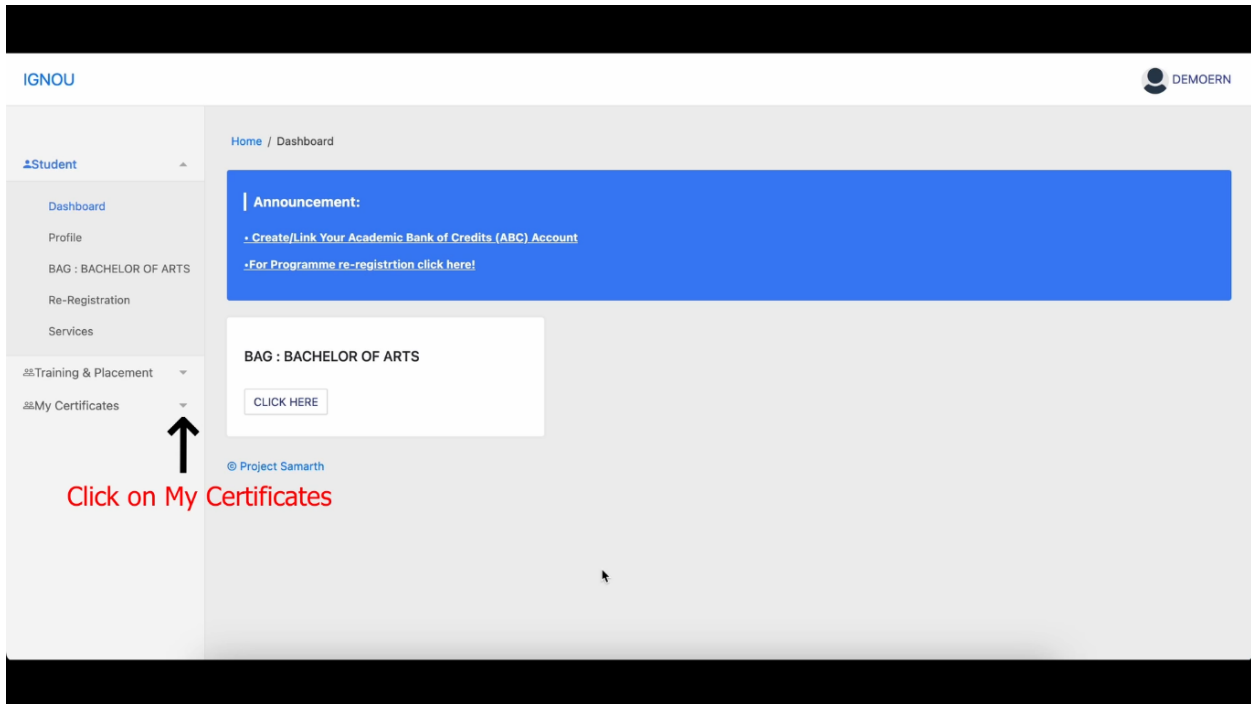
Password

Captcha Verification ( Click on the text to change )



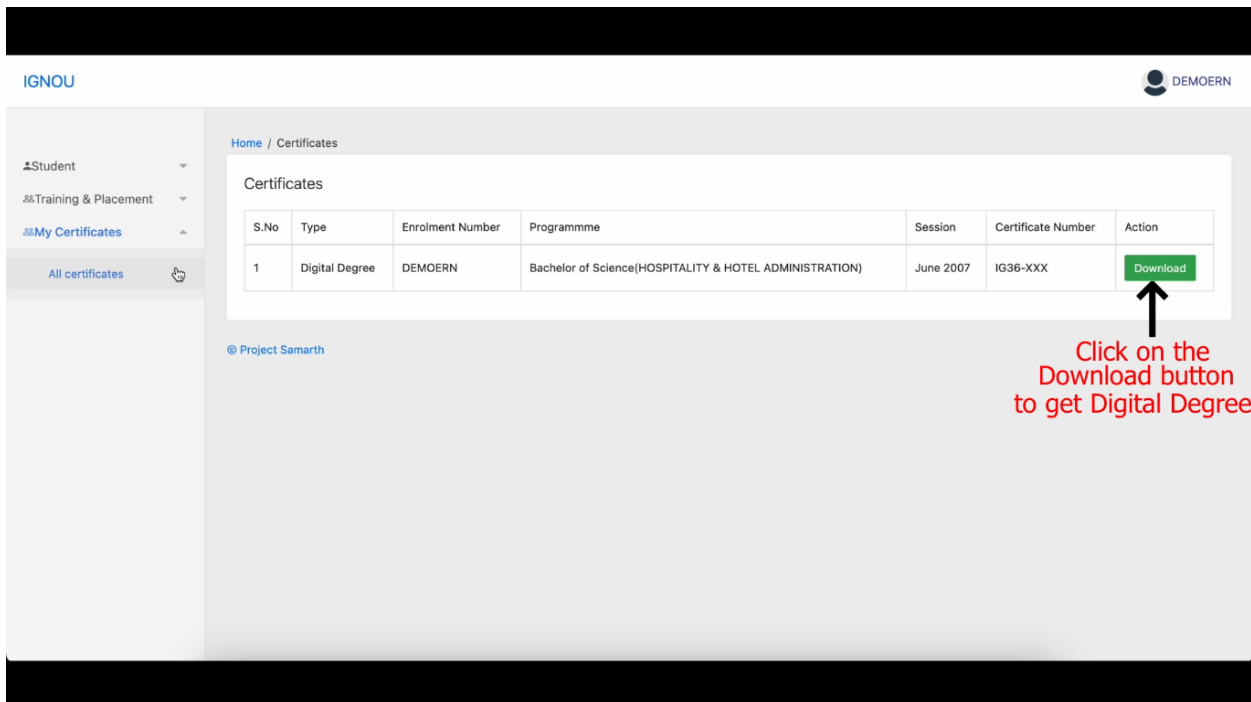
← Enter Captcha

## Step-06: Then go and click to My Certificates



The screenshot shows the IGNOU student dashboard. The user is logged in as DEMOERN. The left sidebar contains a menu with 'My Certificates' highlighted. A red arrow points to this menu item, with the text 'Click on My Certificates' written below it. The main content area shows an announcement banner and a 'CLICK HERE' button under the heading 'BAG : BACHELOR OF ARTS'.

## Step-07: Then click to All certificates go to download.



The screenshot shows the IGNOU student dashboard with the 'All certificates' menu item highlighted in the left sidebar. A red arrow points to this menu item, with the text 'Click on the Download button to get Digital Degree' written below it. The main content area displays a table of certificates with a 'Download' button in the 'Action' column.

S.No	Type	Enrolment Number	Programme	Session	Certificate Number	Action
1	Digital Degree	DEMOERN	Bachelor of Science(HOSPITALITY & HOTEL ADMINISTRATION)	June 2007	IG36-XXX	Download

## Step-8: Once downloaded open the PDF file in Adobe Acrobat Reader for Signed Digital Degree.